





Handle sets for bathroom doors and sanitary partitions (Aluminium)

Product information



■ SYSTEM TECHNOLOGY FOR THE DOOR



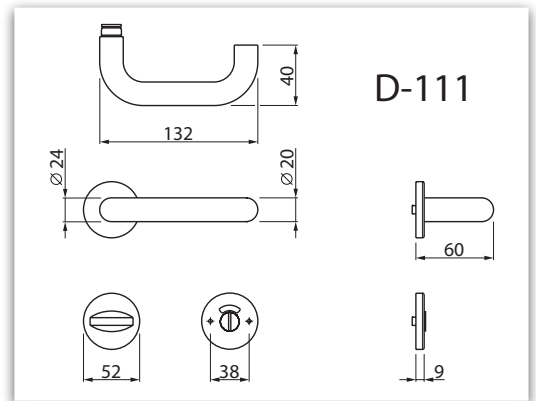


| Product characteristics | | |
|--|--------|---|
| Utilization category class | | - |
| Lever with continuous steel core | | - |
| Lever diametre | 20 mm | ■ |
| Nylon base | | ■ |
| Lever with fixable bearing | | - |
| Spindle | 7 mm | □ |
| | 8 mm | ■ |
| | 8,5 mm | □ |
| Concealed, continuous screw connection | | ■ |

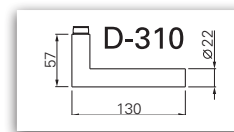
■ Yes – No □ on request


Description

- Available for all common partition wall-/ door thicknesses
- Complete with WC lock and red / white indicator
- Emergency opening via coin opening slot
- Also available BB, PZ and lever/knob version
- Appropriate drill template available, (Art.-No. 930317)
- Square spindle inset in handle

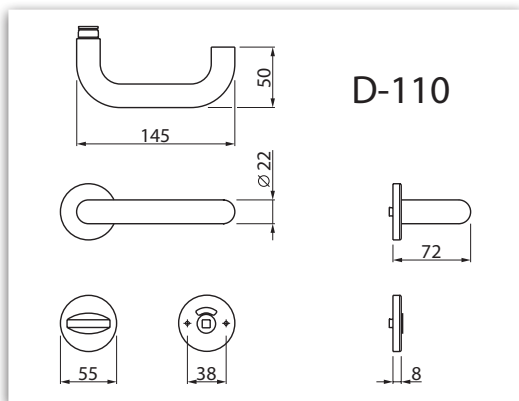



Dimensioning



| Handle | Article number | Form | ∅ | Slit knob | Material |
|-----------------------|----------------|---------|------|---|-----------|
| D-111.AI.10.WC | 159112.30 | U-Form | 8 mm |  | Aluminium |
| D-310.AI.10.WC | 159821.30 | CL-Form | 8 mm | | Aluminium |

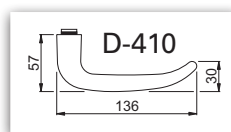
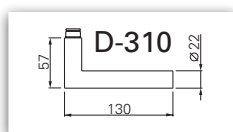
| Product characteristics | | |
|--|----------------|---|
| Utilization category class 3 | EN 1906 | ■ |
| Lever with continuous steel core | | - |
| Lever diameter | 22 mm | ■ |
| Nylon base with positioning studs | | ■ |
| Lever with fixable bearing | | ■ |
| Spreaded spindle | 7 mm | □ |
| | 8 mm | ■ |
| | 8,5 mm | □ |
| Concealed, continuous screw connection | | ■ |
| ■ Yes – No □ on request | | |



Description

- Available for all common partition wall-/ door thicknesses
- Complete with WC lock and red / white indicator
- Emergency opening via 8 mm external spindle
- Coin opening slot on request
- Also available BB, PZ and lever/knob version
- Appropriate drill template available, (Art.-No. 930317)
- Fixable bearing


Dimensioning




EN 1906

SGL
Zertifizierte Qualität

AI

| Handle | Article number | Form | ∅ | Outer square | Material |
|-----------------------|----------------|---------|------|---|-----------|
| D-110.AI.12.WC | 152520.30 | U-Form | 8 mm |  | Aluminium |
| D-310.AI.12.WC | 152720.30 | CL-Form | 8 mm | | Aluminium |
| D-410.AI.12.WC | 152d20.30 | U-Form | 8 mm | | Aluminium |



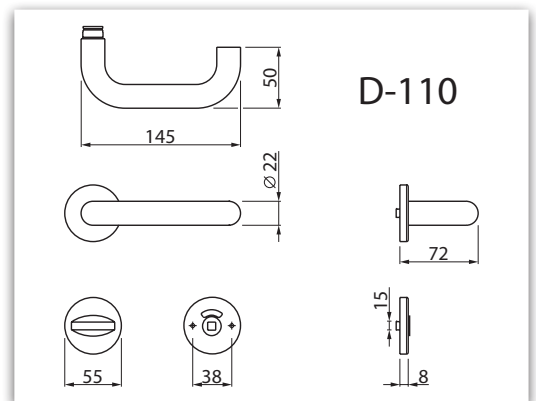


| Product characteristics | | |
|--|----------------|---|
| Utilization category class 4 | EN 1906 | ■ |
| Lever with continuous steel core | | - |
| Lever diametre | 22 mm | ■ |
| Steel ground with positioning studs | | ■ |
| Lever with fixable bearing | | - |
| Spindle | 7 mm | □ |
| | 8 mm | ■ |
| | 8,5 mm | □ |
| Concealed, continuous screw connection | | ■ |

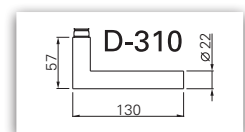
■ Yes - No □ on request


Description

- Available for all common partition wall-/ door thicknesses
- Complete with WC lock and red / white indicator
- Emergency opening via 8 mm external spindle
- Coin opening slot on request
- Also available BB, PZ and lever/knob version
- Appropriate drill template available, (Art.-No. 930317)
- Fixable bearing




Dimensioning



| D-110 | Article number | Form | ∇ | Outer square | Material |
|-----------------------|----------------|--------|------|---|-----------|
| D-110.AI.13.WC | 157520.30 | U-Form | 8 mm |  | Aluminium |



| D-310 | Article number | Form | ∇ | Outer square | Material |
|-----------------------|----------------|---------|------|---|-----------|
| D-310.AI.13.WC | 157720.30 | CL-Form | 8 mm |  | Aluminium |

ECO Schulte GmbH & Co. KG
Iserlohner Landstraße 89
D - 58706 Menden

Telefon: +49 2373/9276-0
Fax: +49 2373/9276-40

info@eco-schulte.de
www.eco-schulte.de

© ECO Schulte GmbH & Co. KG - Änderungen vorbehalten
© ECO Schulte GmbH & Co. KG - Subject to change