

Performance criteria

Door width acc. to EN	≤ 1,400 mm	3-6
Dimensions (incl. mounting plate)	Length in mm	409
	Depth in mm	51.5
	Height in mm	65
Supply voltage		230 V AC
Mounting types DIN-L = DIN-R	DIN-L = DIN-R	■
	Hinge side = opposite hinge side	■
	Standard installation	■
	Frame installation	□
Latching speed (continuously adjustable)		■
Closing speed (continuously adjustable)		■
Door opening angle		up to 180°
Free swing function can be activated		1-180°
Protection class		IP 20
Tested to EN standards		EN 1154
		EN 1155
Suitable for fire and smoke control doors DIBt approval with design certification		F
Certified according to EU regulations		CE

- Yes
- No
- Optional



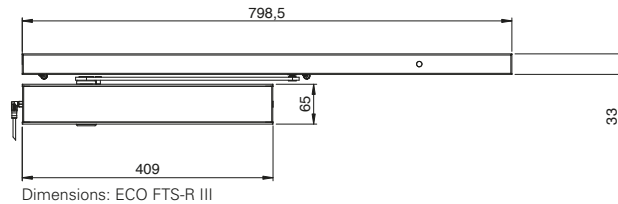
Wooden door



Steel door

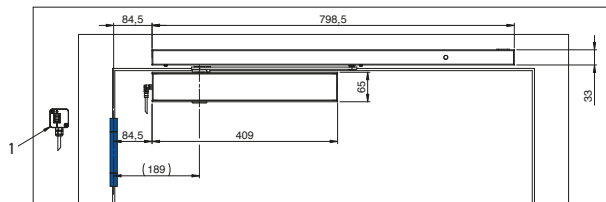


Profile door



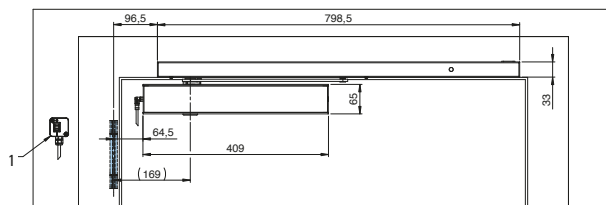
Dimensions: ECO FTS-R III

Hinge side installation



1 - optional cable box for surface-mounted cabling

Opposite hinge side installation



1 - optional cable box for surface-mounted cabling

ECO FTS-R III ■ ... in special applications

With the ECO **FTS-R III**, ECO is launching a new hold-open system on the market, designed to provide optimal operational convenience and barrier-free accessibility for use in various settings.

The ECO **FTS-R III** covers both DIN-L and DIN-R options, as well as hinge side and opposite hinge side. In combination with the ECO **SR-(EF)R III**, the ECO **FTS III** can also be used on double-leaf doors. The connecting cable to the ECO **FTS III** can be surface-mounted or invisibly mounted (concealed cable connection).

The free swing function is activated from the first degree of opening angle, so that the door only needs to be opened once to the desired angle. After that, the door can be moved freely without any annoying resistance (door opening torques below 25 Nm – **DIN EN 18040**).

The hold-open system can be triggered by the integrated smoke detector, an on-site fire alarm system, an additional manual switch, or by switching off the 230 V supply voltage (power failure). Furthermore, the ECO **FTS-R III** can also be integrated with the wireless **FM-155-F** system, for seamless communication with the **ORS 155-F** wireless smoke detectors and the **HAT 155-F** wireless manual switch.



Standard:
FTS body, lever arm and slide rail in silver RAL 9006; Cover: stainless steel, matt



RAL 9016/RAL 9005:
FTS body, lever arm, cover and slide rail in RAL painted, matt



Stainless steel:
FTS body with ER hood matt, lever arm and slide rail in stainless steel, matt



ECO FTS-R III (shown with surface-mounted cable connection)

Suitable for the following door types


Wooden door



Steel door



Profile door

Suitable for the following building types


Health



Public



Educational



Office

Standards

 EN 1154 EN 1155 **F** CE

Benefits / USPs

- ECO FTS-R III free swing door closer with continuous SK **EN 3 – 6**, tested and certified according to **EN 1154** and **EN 1155**.
- For use on FS/RS doors, especially for the construction of accessible buildings as per **DIN EN 18040**.
- Approved as a hold-open system by the DIBt (design certification).
- An ECO **FTS-R III** model for door leaf installation: DIN-L = DIN-R
Hinge side = opposite hinge side
- Special model for frame installation (ECO **FTS III + GS-HF + ECO RSZ III + optional adapter plate**).
- Suitable for use in combination with ECO **SR-R (BG) III** or ECO **SR-EFR (BG) III** – even for 2-leaf **FS/RS** doors. The ECO **TS-62(G)**, **TS-61(G)** and **TS-41/31** can all be used as a door closer on the SF.
- Prefabricated assembly groups enable simple, fast and fault-free installation.
In the case of new constructions: aesthetically pleasing installation with concealed cable duct (on-site door device required).
- In the case of retrofits or renovations: Option for installation with surface-mounted cable connection.
- Height-adjustable ECO **R III** slide rail, adjusting range of ± 3 mm.
- Slide rail flush with **FTS III** body for an elegant finish (hinge side only).
- Free swing function: from 1–180°
- Integrated smoke control centre with automatic alarm reset after 10 seconds.
- Compatible with wired ORS-142 and TDS 247 ceiling detectors.
- Approved for use with the FM-155-F / ORS-155-F / HAT radio smoke system

Technical parameters

- Opening angle: 0–180°
- Free swing function: from 1–180°
- Max. return angle: below 5°
- Door thicknesses up to 100 mm possible
- SK – closing force, continuous
- SG – closing speed, continuous
- ES – latching speed, continuous
- Integrated smoke control centre with automatic alarm reset after 10 seconds.
- With automatic calibration and contamination display of the smoke detector.
- Compatible with wired ORS-142 and TDS 247 ceiling detectors.
- Approved for use with the FM-155-F / ORS-155-F / HAT radio smoke system

Technical data

ECO FTS-R III (EN 3 – 6)

Door closer with electromechanical free swing function and integrated smoke control centre

- **Controlled via:** smoke control centre
integrated into the ECO R III slide rail
- **Hold-open point:** 1–180° (free swing function)
- **Connection:** 230 V AC, 50 Hz, ±10%
- **Power consumption:** 8.3W continuous / max. 32W (136 mA)
- **Installation:** DIN-L = DIN-R, hinge side = opposite hinge side
- **Area of application:** -15 to +45°, max. relative humidity: 95%
- **Protection class:** IP 20
- **Slide rails:** ECO R III

Tender text for ECO FTS-R III set

Slide rail door closer with free swing function with adjustable closing force **EN 3 – 6**
For use on single-leaf FS/RS doors up to 1,400 mm
Certified according to **EN 1155**
TS aluminium design body with integrated, invisible mounting plate
Stainless steel cover with vandalism-proof clip technology
Closing speed and latching speed continuously adjustable
Opening angle max. 180°, free swing function 1–180°
Temperature range from -15 to +45°
Max. 95% relative humidity

With free swing lever and height-adjustable ECO RIII slide rail
Optional mounting options: concealed or surface-mounted cable duct
One model for all mounting types:
DL=DR, hinge side = opposite hinge side
Surface:
() Silver RAL 9006 (cover: stainless steel, matt)
() White RAL 9016
() Choice of RAL ...
() Stainless steel, matt

The system overview

Single-leaf systems

Designation	Tests	Function	Max. leaf width	Max. opening angle	Max. hold-open angle	Mounting type
ECO FTS III (3-6)	F / CE	Free swing door closers	1,400 mm	180°	–	BS / BG
ECO R III	F / CE / DIBt	Slide rail with integrated RSZ, 230V	1,400 mm	180°	–	BS / BG
ECO GS-HF	F / CE	Slide rail for FTS III (separate RSZ required)	1,400 mm	180°	–	BS / BG
ECO RSZ III	F / CE / DIBt	Smoke control centre for FTS III	–	–	–	BS / BG

Article numbers for free swing door closers with lever arm / slide rail



without slide rail	Colour	Art. no.
ECO FTS III (3-6)	Silver RAL 9006	5030064770
ECO FTS III (3-6)	White RAL 9016	5030064769
ECO FTS III (3-6)	Black RAL 9005	5030065206
ECO FTS III (3-6)	Stainless steel	5030065595



with GS-HF slide rail	Colour	Art. no.
ECO FTS III GS-HF (3-6)	Silver RAL 9006	5030064525
ECO FTS III GS-HF (3-6)	White RAL 9016	5030064771
ECO FTS III GS-HF (3-6)	Black RAL 9005	5030065203
ECO FTS III GS-HF (3-6)	Stainless steel	On request



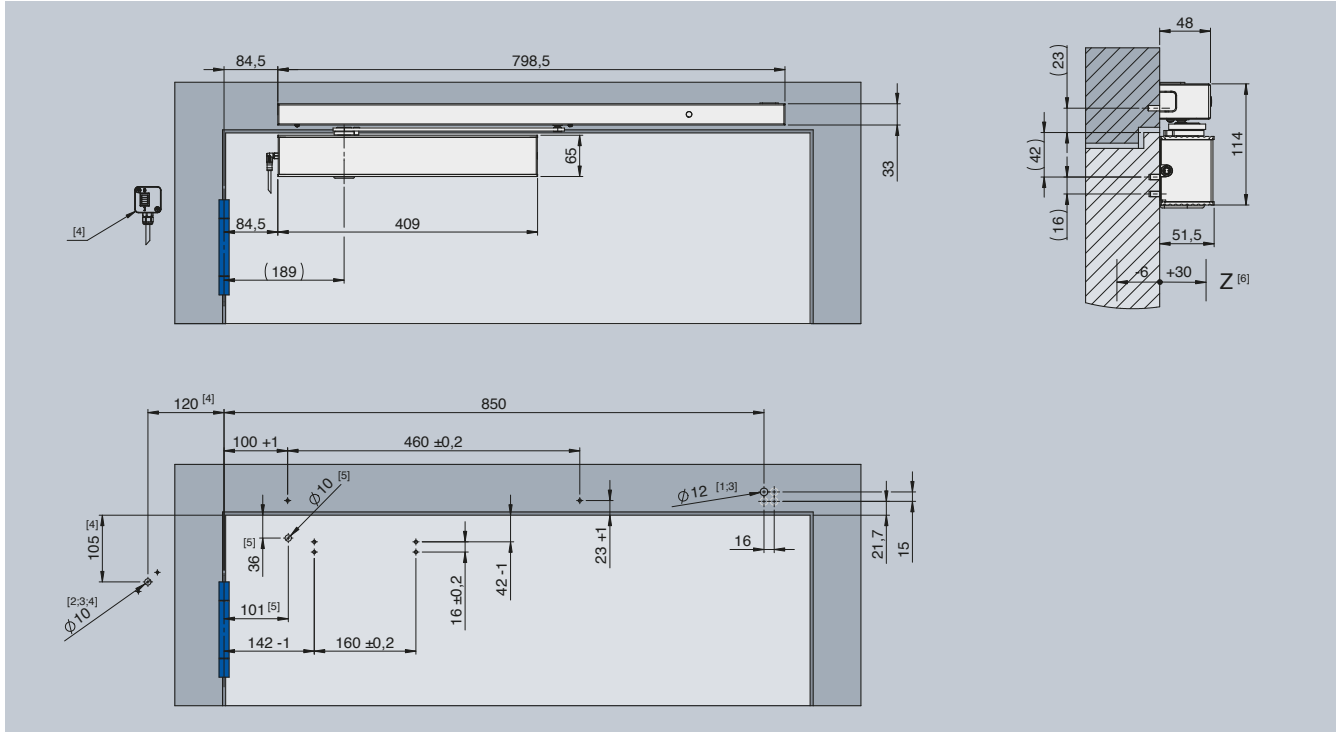
with slide rail and ECO-R III	Colour	Art. no.
ECO FTS-R III (3-6) set	Silver RAL 9006	5030067888
ECO FTS-R III (3-6) set	White RAL 9016	5030067889
ECO FTS-R III (3-6) set	Black RAL 9005	On request
ECO FTS-R III (3-6) set	Stainless steel	5030067387



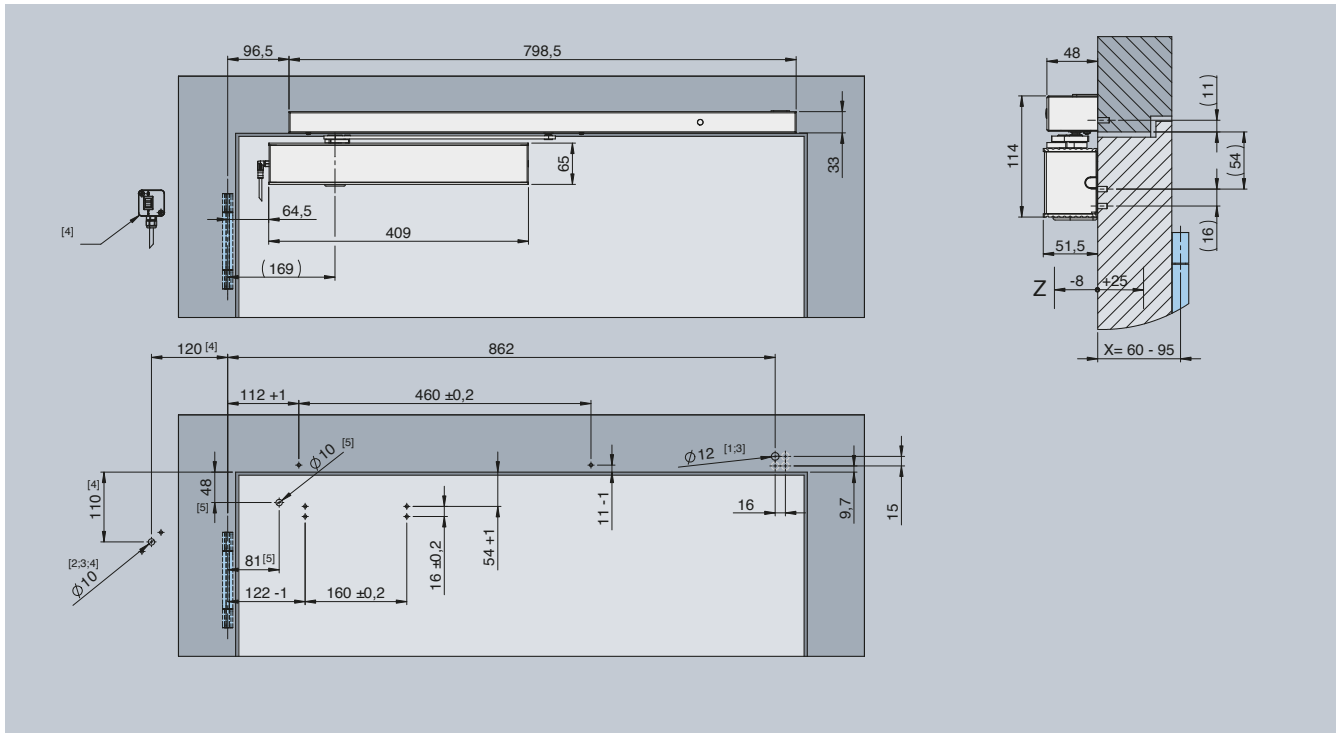
ECO-R III slide rail	Colour	Art. no.
ECO-R III (3-6)	Silver RAL 9006	5030067714
ECO-R III (3-6)	White RAL 9016	5030068349
ECO-R III (3-6)	Black RAL 9005	5030068350
ECO-R III (3-6)	Stainless steel	5030065596

Installation example

Standard installation






DIN-L hinge side

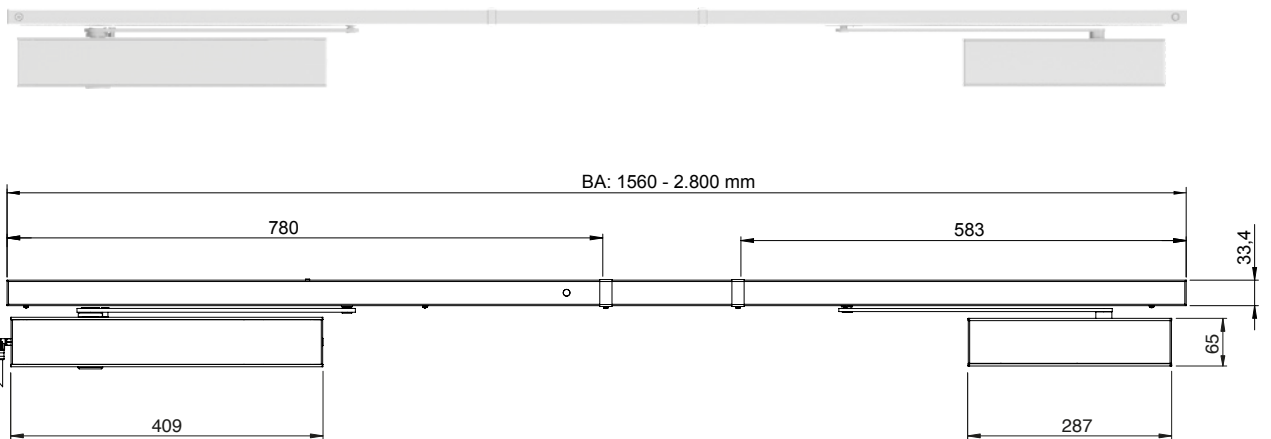


DIN-R opposite hinge side

Concealed cable routing (e.g. for new construction projects)

Optional surface-mounted cable routing (e.g. for retrofits and renovations)

Performance criteria		SR III (SR BG III)	SR-R III	SR-EFR III (1S)
		Door coordinator (separate RSZ III required)	Door coordinator with integrated RSZ, 230 V	Door coordinator with integrated RSZ and hold- open function on the SF, 230 V
Door width acc. to EN	≤ 1,400 mm	3-6 (3-5)	3-6	3-6
Hinge gap		2,800 mm (2,500 mm)	2,800 mm	2,800 mm
Dimensions (incl. mounting plate)		31 x 21 mm	64 x 34 mm	64 x 34 mm
Supply voltage		-	230 V AC	230 V AC
Mounting types		DIN-L = DIN-R Hinge side (Opposite hinge side)	DIN-L DIN-R Hinge side -	DIN-L DIN-R Hinge side -
Door opening angle		up to 180° (up to 130°)	up to 180°	up to 180°
Hold-open angle		-	-	SF: up to 130°
Protection class		IP 20	IP 20	IP 20
Smoke control centre		separate ECO RSZ III	integrated	integrated
Tested to EN stan- dards		DIBt EN 1158	DIBt EN 1158	DIBt EN 1158 EN 1155
Suitable for fire and smoke control doors DIBt approval with design certification		F	F	F
Certified according to EU regulations		CE	CE	CE
<ul style="list-style-type: none"> ■ Yes - No ▣ Optional 	 Wooden door	 Steel door	 Profile door	



Dimensions: ECO FTS-SR-R III

Technical data

ECO FTS-SR-R III (EN 3 – 6)

Door closer with electromechanical free swing function and integrated smoke control centre for double-leaf doors

- **Controlled via:** smoke control centre integrated into the ECO SR-R III slide rail
- **Hold-open point:** 1–180° (free swing function)
- **Connection:** 230 V AC, 50 Hz, ±10%
- **Power consumption:** 2.7 W (114 mA)
- **Installation:** DIN-L or DIN-R (please specify when ordering)
- **Area of application:** -15 to +45°, max. relative humidity: 95%
- **Protection class:** IP 20
- **Slide rails:** ECO SR III, ECO SR-BG III, ECO SR-R III, ECO SR-EFR-1S III, ECO SR-EFR III.

Suitable for the following door types



Wooden door



Steel door



Profile door

Suitable for the following building types



Health



Public



Educational



Office

Tender text for ECO FTS-R III set

Slide rail door closer with free swing function on the active leaf with adjustable closing force **EN 3 – 6**
 For use on single-leaf FS/RS doors up to 1,400 mm
 Certified according to **EN 1155**
 TS aluminium design body with integrated, invisible mounting plate
 Stainless steel cover with vandalism-proof clip technology
 Closing speed and latching speed continuously adjustable
 Opening angle max. 180°, free swing function 1–180°
 Temperature range from -15 to +45°
 Max. 95% relative humidity
 With free swing lever. Installation with concealed or surface-mounted cable duct.

Door closer for the SF:

- () ECOTS-61 (3-6)
- () ECOTS-61 G (3-6)
- () ECOTS-62 (2-5, DIN SPEC 1104)
- () ECOTS-62 G (2-5, DIN SPEC 1104)

Surface:

- () Silver RAL 9006 (cover: stainless steel, matt)
- () White RAL 9016
- () Choice of RAL ...
- () Stainless steel, matt

Double-leaf slide rails:

- () ECO SR III + ECO RSZ III
- () ECO SR-BG III + ECO RSZ III
- () ECO SR-R III
- () ECO SR-EFR-1S III
- () ECO SR-EFR III

The system overview

Double-leaf systems

Designation	Tests	Function	Max. leaf width	Max. opening angle	Max. hold-open angle	Mounting type
ECO SR III	F / CE	Door coordinator	2,800 mm	180°	–	BS
ECO SR BG III	F / CE	Door coordinator	2,500 mm	130°	–	BG
ECO SR-R III	F / CE / DIBt	SR with integrated RSZ, 230 V	2,800 mm	180°	–	BS
ECO SR-R BG III	F / CE / DIBt	SR with integrated RSZ, 230 V	2,500 mm	130°	–	BG
ECO SR-EFR 1S III	F / CE / DIBt	SR with integrated RSZ and hold-open function on the SF, 230 V	2,500 mm	180°	130°	BG

ECO Schulte GmbH & Co. KG

Iserlohner Landstraße 89

D-58706 Menden

Telephone +49 2373 9276 - 0

Telefax +49 2373 9276 - 40

info@eco-schulte.de

www.eco-schulte.de

Our compendium represents a compilation of all products from our range of services. These are subject to different delivery classes. Special variants included are often manufactured to customer specifications and sometimes require longer delivery times and minimum purchase quantities. Further advise can be given by your contact person.

■ SYSTEM TECHNOLOGY FOR THE DOOR

